


## Specification Guide

# V Series A2L Refrigerants

## Premier Horizontal Evaporator Coils

with Top Connections

| Contents               | Page |
|------------------------|------|
| Product Features ..... | 2    |
| Nomenclature .....     | 2    |
| Dimensions .....       | 3    |
| Airflow Data .....     | 4    |



Intertek



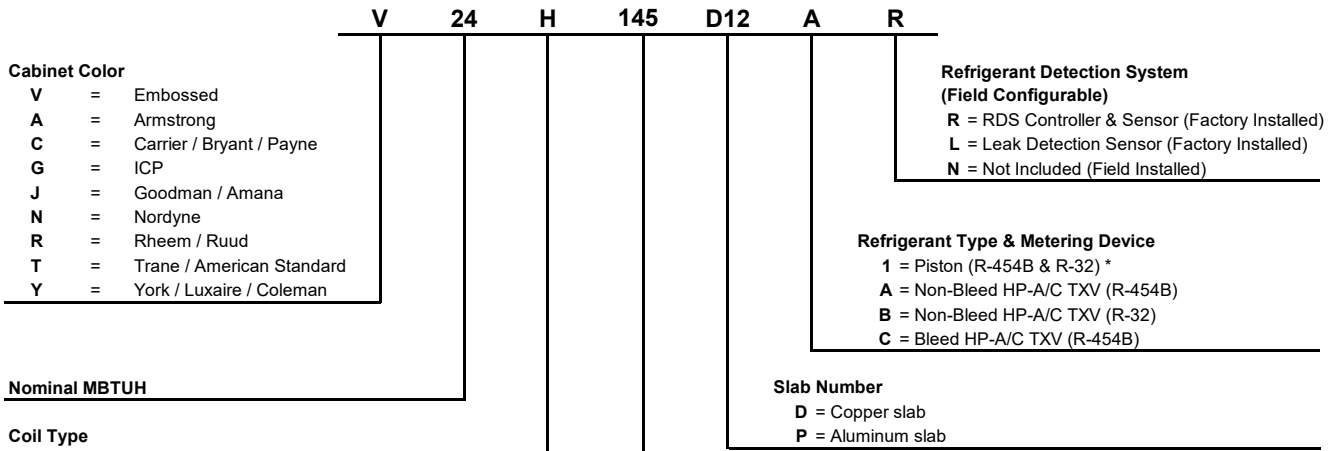
Product improvement is a continuous process at Advanced Distributor Products. Therefore, product specifications are subject to change without notice and without obligation on our part. Please contact your ADP representative or distributor to verify details.

© 2025 by Advanced Distributor Products. All rights reserved.

# Product Features

- High efficiency lanced fin design.
- "No-hassle" 5 year warranty. 10 year Limited Warranty available.
- R-454B, R-32, AC & Heat Pump compatible with Refrigerant Detection System.
- Refrigerant detection sensor bracket factory installed
- All coils have durable packaging with bar coded labels on the box.
- Threaded expansion valves available factory installed or as a field installed kit.
- Coils are air pressure tested at 500 psi, leak tested with helium, sealed with rubber plugs, then charged with dry air.
- Piston options include externally accessible body for easy piston change out and/or TXV installation.
- Microban® antimicrobial additive to inhibit the growth of mold and mildew in the drain pan.
- UV resistant drain pans are molded of high temperature (450 deg. F) engineered polymer.
- Dual 3/4" FPT condensate drains on front-left and front-right side of drain pans.
- Patented HydroTEC™ low water retention drain pan.
- Copper refrigerant connections for easy brazing on both copper and aluminum slab models.
- Intertek lab tested 1% or less cabinet air leakage for better efficiency.
- Cased coil cabinets are fully lined with 5/8" foil faced insulation.
- Optional painted or embossed galvanized steel cabinets.
- Short cabinet with easy access.
- Non-captive refrigerant lines with long stubs make for easy installation.
- Enhanced refrigerant pipe grommets: secure, tight, and easy to install.
- Copper distributor tube assembly provides brass to brass threads for trouble-free service of TXV.
- Expansion valve with improved temperature sensing:
  1. Mounted inside cabinet to prevent external sweating
  2. Bulb clamped standard factory installed
- Easy to use filler strip, for use if coil dimensions are larger than furnace.
- Easy to remove access panel with only 4 screws.
- Refrigerant connections on top of coil.
- Piston models standard with TXV access port.
- Dedicated cutouts for condensate drains reduce air leakage.
- Refrigerant connections in center of coil.
- Drain pan has trough to fully drain condensate away.
- TXV bulbs come standard attached to header assembly.

# Nomenclature



\* R-454B Piston factory installed to match the nominal BTU rating of the coil.

| Installed Piston Sizes |        |
|------------------------|--------|
| MBTUH                  | R-454B |
| 18                     | 46     |
| 24                     | 53     |
| 30                     | 59     |
| 36                     | 65     |
| 42                     | 70     |
| 48                     | 76     |
| 60                     | 84     |

| Installed Piston Sizes |      |
|------------------------|------|
| MBTUH                  | R-32 |
| 18                     | 41   |
| 24                     | 46   |
| 30                     | 53   |
| 36                     | 57   |
| 42                     | 62   |
| 48                     | 65   |
| 60                     | 76   |

"Core" options are preferred and will have better pricing and availability versus "Non-Core" options.

## Dimensions

| Core Slabs       |                    |                 |        |               |              |    |
|------------------|--------------------|-----------------|--------|---------------|--------------|----|
| Slab *<br>Number | Nominal<br>Tonnage | Dimensions (in) |        | Pallet<br>Qty | Weight (lbs) |    |
|                  |                    | Height          | Length |               | CU           | AL |
| (D,P) 12         | 2.0 - 3.0          | 14.5            | 26.5   | 8             | 50           | 40 |
| (D,P) 13         | 2.5 - 3.5          | 17.5            | 21.5   | 16            | 50           | 40 |
| (D,P) 14         | 2.5 - 4.0          | 17.5            | 26.5   | 4             | 50           | 40 |
| (D,P) 15         | 3.0 - 4.0          | 17.5            | 26.5   | 4             | 56           | 45 |
| (D,P) 16         | 3.0 - 5.0          | 21              | 26.5   | 6             | 61           | 49 |
| (D,P) 17         | 3.5 - 5.0          | 21              | 26.5   | 6             | 64           | 52 |
| (D,P) 19         | 3.5 - 5.0          | 21              | 26.5   | 6             | 60           | 48 |
| (D,P) 21         | 1.5 - 3.0          | 14.5            | 31.5   | 8             | 55           | 43 |
| (D,P) 29         | 3.5 - 5.0          | 21              | 31.5   | 4             | 64           | 52 |
| (D,P) 30         | 3.5 - 5.0          | 21              | 36.5   | 6             | 80           | 64 |
| (D,P) 38         | 3.0 - 4.0          | 17.5            | 31.5   | 4             | 56           | 45 |
| (D,P) 42         | 1.5 - 3.0          | 14.5            | 26.5   | 8             | 50           | 40 |
| (D,P) 44         | 1.5 - 3.0          | 14.5            | 31.5   | 8             | 58           | 47 |
| (D,P) 45         | 2.5 - 3.5          | 17.5            | 26.5   | 4             | 56           | 45 |
| (D,P) 52         | 3.5 - 5.0          | 21              | 31.5   | 4             | 63           | 51 |
| (D,P) 74         | 3.0 - 4.0          | 21              | 21.5   | 12            | 50           | 40 |
| (D,P) 75         | 3.0 - 4.0          | 21              | 21.5   | 12            | 50           | 40 |
| (D,P) 78         | 2.0 - 4.0          | 17.5            | 31.5   | 4             | 70           | 56 |

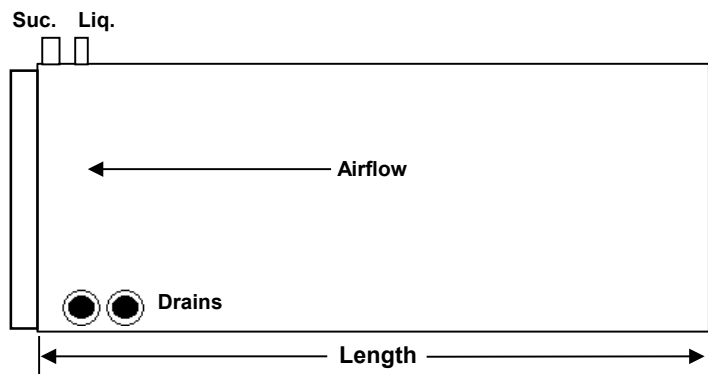
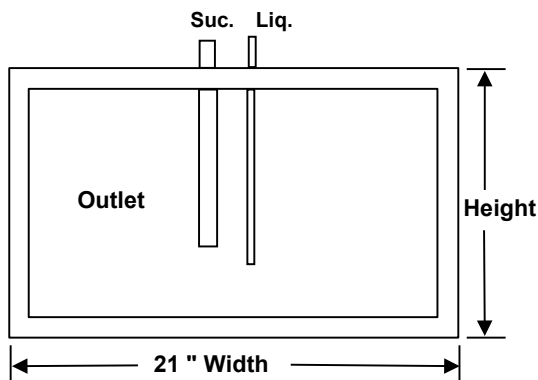
| Non- Core Slabs  |                    |                 |        |               |              |    |
|------------------|--------------------|-----------------|--------|---------------|--------------|----|
| Slab *<br>Number | Nominal<br>Tonnage | Dimensions (in) |        | Pallet<br>Qty | Weight (lbs) |    |
|                  |                    | Height          | Length |               | CU           | AL |
| (D,P) 03         | 2.0 - 3.0          | 14.5            | 26.5   | 8             | 49           | 40 |
| (D,P) 04         | 2.5 - 3.5          | 17.5            | 21.5   | 16            | 45           | 36 |
| (D,P) 05         | 2.5 - 4.0          | 17.5            | 26.5   | 4             | 47           | 38 |
| (D,P) 06         | 3.0 - 4.0          | 17.5            | 26.5   | 4             | 50           | 40 |
| (D,P) 07         | 3.0 - 5.0          | 21              | 26.5   | 6             | 51           | 41 |
| (D,P) 11         | 1.5 - 2.5          | 14.5            | 21.5   | 16            | 50           | 40 |
| (D,P) 18         | 3.0 - 5.0          | 24.5            | 26.5   | 2             | 58           | 47 |
| (D,P) 22         | 1.5 - 3.0          | 14.5            | 36.5   | 8             | 57           | 48 |
| (D,P) 26         | 2.0 - 4.0          | 17.5            | 31.5   | 4             | 53           | 43 |
| (D,P) 27         | 3.0 - 5.0          | 21              | 31.5   | 4             | 63           | 51 |
| (D,P) 43         | 1.5 - 3.0          | 14.5            | 36.5   | 8             | 60           | 48 |
| (D,P) 46         | 2.0 - 4.0          | 17.5            | 36.5   | 4             | 63           | 51 |
| (D,P) 47         | 3.0 - 4.0          | 21              | 26.5   | 6             | 60           | 48 |
| (D,P) 50         | 3.5 - 5.0          | 21              | 31.5   | 4             | 63           | 51 |
| (D,P) 57         | 3.5 - 4.0          | 21              | 31.5   | 4             | 63           | 51 |
| (D,P) 72         | 2.0 - 3.0          | 17.5            | 21.5   | 16            | 53           | 43 |
| (D,P) 76         | 4.0 - 5.0          | 24.5            | 21.5   | 4             | 64           | 52 |
| (D,P) 77         | 4.0 - 5.0          | 24.5            | 26.5   | 2             | 74           | 60 |
| (D,P) 79         | 3.5 - 5.0          | 24.5            | 26.5   | 2             | 75           | 60 |

\* D = Copper slab; P = Aluminum slab

| Cabinet Height (in)  | 14.5      | 17.5      | 21          | 24.5      | 25.25        |
|----------------------|-----------|-----------|-------------|-----------|--------------|
| Supply opening H x W | 13 x 19.5 | 16 x 19.5 | 19.5 x 19.5 | 23 x 19.5 | 23.75 x 19.5 |
| Return opening H x W | 13.5 x 20 | 16.5 x 20 | 20 x 20     | 23.5 x 20 | 24.25 x 20   |

| Refrigerant Connections |
|-------------------------|
| Liquid Line - 3/8" ODF  |
| Suction Line - 7/8" ODF |

Drain Connections - 3/4" FPT Condensate drain connections on both the front and back sides of cabinet.



# Airflow Data

|                       | Slab *<br>Number | Nominal<br>Tonnage | ^ Air Pressure Drop (in WC) by CFM |      |      |      |      |      |      |      |
|-----------------------|------------------|--------------------|------------------------------------|------|------|------|------|------|------|------|
|                       |                  |                    | 600                                | 800  | 1000 | 1200 | 1400 | 1600 | 1800 | 2000 |
| <b>Core Slabs</b>     | (D,P) 12         | 1.5 - 3.0          | 0.11                               | 0.17 | 0.25 | 0.35 | -    | -    | -    | -    |
|                       | (D,P) 13         | 1.5 - 3.5          | 0.08                               | 0.14 | 0.20 | 0.27 | 0.36 | -    | -    | -    |
|                       | (D,P) 14         | 2.5 - 4.0          | -                                  | -    | 0.17 | 0.24 | 0.32 | 0.41 | -    | -    |
|                       | (D,P) 15         | 3.0 - 4.0          | -                                  | -    | 0.14 | 0.20 | 0.28 | 0.35 | -    | -    |
|                       | (D,P) 16         | 3.0 - 5.0          | -                                  | -    | -    | 0.17 | 0.23 | 0.29 | 0.36 | 0.43 |
|                       | (D,P) 17         | 3.0 - 5.0          | -                                  | -    | 0.10 | 0.14 | 0.19 | 0.24 | 0.25 | 0.36 |
|                       | (D,P) 19         | 3.5 - 5.0          | -                                  | -    | -    | -    | 0.22 | 0.33 | 0.41 | 0.48 |
|                       | (D,P) 21         | 1.5 - 3.0          | 0.09                               | 0.13 | 0.20 | 0.27 | -    | -    | -    | -    |
|                       | (D,P) 29         | 3.5 - 5.0          | -                                  | -    | -    | -    | 0.12 | 0.15 | 0.19 | 0.23 |
|                       | (D,P) 30         | 3.5 - 5.0          | -                                  | -    | -    | -    | 0.15 | 0.19 | 0.24 | 0.29 |
|                       | (D,P) 38         | 3.0 - 4.0          | -                                  | -    | -    | 0.18 | 0.25 | 0.31 | -    | -    |
|                       | (D,P) 42         | 1.5 - 3.0          | 0.09                               | 0.14 | 0.20 | 0.28 | -    | -    | -    | -    |
|                       | (D,P) 44         | 1.5 - 3.0          | 0.06                               | 0.10 | 0.14 | 0.20 | -    | -    | -    | -    |
|                       | (D,P) 45         | 2.5 - 3.5          | -                                  | -    | 0.19 | 0.27 | 0.35 | -    | -    | -    |
|                       | (D,P) 52         | 3.5 - 5.0          | -                                  | -    | 0.12 | 0.16 | 0.20 | 0.26 | 0.32 | 0.39 |
| (D,P) 74              | 3.0 - 4.0        | -                  | -                                  | 0.19 | 0.25 | 0.33 | 0.41 | -    | -    |      |
| (D,P) 75              | 3.0 - 5.0        | -                  | -                                  | -    | 0.20 | 0.26 | 0.33 | -    | -    |      |
| (D,P) 78              | 2.0 - 4.0        | -                  | 0.09                               | 0.12 | 0.17 | 0.23 | 0.30 | -    | -    |      |
| <b>Non-Core Slabs</b> | (D,P) 03         | 2.0 - 3.0          | -                                  | 0.16 | 0.25 | 0.35 | -    | -    | -    | -    |
|                       | (D,P) 04         | 2.5 - 3.5          | -                                  | -    | 0.17 | 0.23 | 0.34 | -    | -    | -    |
|                       | (D,P) 05         | 2.5 - 4.0          | -                                  | -    | 0.13 | 0.19 | 0.25 | 0.32 | -    | -    |
|                       | (D,P) 06         | 2.5 - 4.0          | -                                  | 0.09 | 0.13 | 0.18 | 0.24 | 0.27 | -    | -    |
|                       | (D,P) 07         | 3.0 - 5.0          | -                                  | -    | -    | 0.14 | 0.19 | 0.24 | 0.30 | 0.35 |
|                       | (D,P) 11         | 1.5 - 2.5          | 0.15                               | 0.25 | 0.37 | -    | -    | -    | -    | -    |
|                       | (D,P) 18         | 3.0 - 5.0          | -                                  | -    | -    | 0.11 | 0.14 | 0.18 | 0.23 | 0.28 |
|                       | (D,P) 22         | 1.5 - 3.0          | 0.06                               | 0.09 | 0.13 | 0.18 | -    | -    | -    | -    |
|                       | (D,P) 26         | 2.0 - 4.0          | -                                  | 0.08 | 0.11 | 0.16 | 0.21 | 0.27 | -    | -    |
|                       | (D,P) 27         | 3.0 - 5.0          | -                                  | -    | -    | 0.11 | 0.15 | 0.18 | 0.23 | 0.28 |
|                       | (D,P) 43         | 1.5 - 3.0          | 0.07                               | 0.12 | 0.17 | 0.24 | -    | -    | -    | -    |
|                       | (D,P) 46         | 2.0 - 4.0          | -                                  | 0.05 | 0.08 | 0.11 | 0.15 | 0.19 | -    | -    |
|                       | (D,P) 47         | 2.0 - 3.0          | -                                  | 0.11 | 0.16 | 0.17 | -    | -    | -    | -    |
|                       | (D,P) 50         | 3.5 - 5.0          | -                                  | -    | -    | -    | 0.16 | 0.21 | 0.27 | 0.33 |
|                       | (D,P) 57         | 3.0 - 4.0          | -                                  | -    | -    | 0.14 | 0.18 | 0.22 | -    | -    |
|                       | (D,P) 72         | 2.0 - 3.0          | -                                  | 0.19 | 0.27 | 0.37 | -    | -    | -    | -    |
|                       | (D,P) 76         | 3.0 - 5.0          | -                                  | -    | -    | 0.17 | 0.22 | 0.28 | 0.34 | 0.40 |
| (D,P) 77              | 3.5 - 5.0        | -                  | -                                  | 0.11 | 0.14 | 0.19 | 0.21 | 0.27 | 0.34 |      |
| (D,P) 79              | 3.5 - 5.0        | -                  | -                                  | -    | -    | 0.22 | 0.28 | 0.34 | 0.40 |      |

\* D = Copper slab; P = Aluminum slab

^ Air pressure drop data is under dry coil conditions. For wet coil conversion at standard AHRI conditions, use 1.3 multiplier.

